

ISSN 2091-5527  
№ 2/2025

Ўзбекистон

# **K**ompozitsion **M**ateriallar

Ilmiy-texnikaviy va amaliy jurnali



Ўзбекский научно-технический и производственный журнал  
**Композиционные материалы**

potensialining kattaligi bilan aniq baholash mumkin. Shunday qilib, haroratning ortishi bilan korroziya tezligining oshishi o'z-o'zidan tajriba jarayonida faol metall sirtining ulushi ortganligini

isbotlay olmaydi. Ba'zi hollarda passiv holatdan yetarlicha yuqori korroziya tezligi kuzatilishi mumkin.

### Adabiyotlar ro'yxati

1. Aslam R. Inhibitory effect of sodium carboxymethylcellulose and synergistic biodegradable gemini surfactants as effective inhibitors for MS corrosion in 1 M HCl // Journal of Materials Research and Technology. -2019. -T.8. -№5. – С. 4521-4533.
2. Холиков А.Ж., Акбаров Х.И. Новые аминоксодержащие ингибиторы коррозии стали для пластовых вод // Коррозия: материалы, защита. -2014. – №10. – С. 30-34.
3. Эшмаматова Н.Б., Валиева Ш.М., Каримова М.Б., Алиева З.В., Калядин В.Г. Effective inhibitors on the base of nitrogen-containing compounds and investigation of mechanism of their action in acid mediums // Петрозаводск Российская Федерация. МЦНП «Новая наука» М., 2022. – С. 140-141.
4. Eshmatova N.B., Akbarov Kh.I. Quantitive value of effectivity of nitrogen and phosphor-containing ingibitors by the results electrochemical and gravimetical investigations // Austrian Journal of Technical and Natural Sciences. 2016. №3-4. – P. 132-135.
5. Akbarov Kh.I., <sup>1</sup>Eshmatova N.B., <sup>2</sup>Fayzullaev N.I., <sup>1</sup>Kalyadin V.G., <sup>1</sup>Azimov L.A. // Synthesis and Physico-Chemical Properties of Oligomeric Inhibitors of Corrosion on the Base of Nitrogen, Phosphorous-Containing Compounds / International Journal of Advanced Science and Technology Vol. 29, No.5, (2020), – P. 6489-6506.
6. Berdimurodov E., Kholikov A., Akbarov K., Guo L., Kaya S., Verma D.K., Rbaa M., Dagdag O. New and Green Corrosion Inhibitor Based on New Imidazole Derivate for Carbon Steel in 1 M HCl Medium: Experimental and Theoretical Analyses, Int. J. Eng. Res. Africa, 2022. –P. 11–44.

UDC: 541.9:615

## CLAY ADSORBENTS Cr<sup>6+</sup> ADSORPTION IONIZATION

Ibragimov T.E., Nurullaev Sh.P.

*Tashkent Institute of Chemical Technology*

**Annotation:** in this research work, the adsorption isotherms of Cr<sup>6+</sup> ions in wastewater using modified new adsorbents were studied on the basis of the Freundlich isotherm model. Adsorption of Cr<sup>6+</sup> ions to adsorbents was 0.154 mg/g, in Angren kaolin, respectively.

**Key words:** Diphenylcarboside, ethyl alcohol, phosphatic acid, sulfuric acid, adsorption isotherm dsorption, modification, bentonite, chromium ion, Freundlich isotherm model.

**Introduction:** Currently, chemical industry enterprises include petroleum products, chlorine, organic acid, oils, alcohol and other substances. In addition, they do not contain contaminants that can lead to environmental pollution, as well as to a decrease in the concentration of pollutants. In addition, souvlakins are organic materials, including metal-ionlardane, raw materials of local quality, kaolinlardane is used in scientific research of theoretical and practical importance. Currently, paper, porcelain, earthenware, chemicals, rubber, industrial rubber, building materials and insulators are mainly used.

Kaolin has been used as a solution in drilling operations in the oil and gas industry, as an adsorbent and raw material in wastewater treatment from heavy metal deposits, porcelain production and a number of other industries[1-2]. Since the bentonite series of gilmoyas have ion exchange properties, the possibilities of creating new sorbents for import substitution by modifying them,

changing their physical and chemical properties have been studied [3-4].

Contamination of wastewater by heavy metal deposits is considered one of the serious environmental problems and they are not biodegradable and can have negative consequences due to the accumulation of biologic in living cells. Since gilmoyas have a large surface area and a high degree of ion exchange capacity, there is an opportunity to make chemically and mechanically stable, as well as inexpensive adsorbents from them. The thin dispersal Gills, a group of kaolins, are composed of at least 70% smectite minerals (i.e., beidellite, nontronite, hectorite, and saponite). The minerals of this group are stable to high temperature heat and have the ability to exchange ions, as well as catalytic and adsorption activity. Kaolins contain calcite, ceolites, Quartz, cristobolite, hydroslyuda, kaolinite, dalashpati, paligorskite, etc. Causes kaolins to deteriorate the properties of additional minerals in the crystal lattice that are expected to

exist [5-6] In these cases, kaolin is activated by means of various substances as predetermined [7-8]

The chemical composition of Angren kaolin, which has not been sufficiently studied in the literature, was studied using modern tool equipment in conditions where the ambient temperature is -300 0s, humidity is equal to 40% [9-10]

In this, measuring instruments AS220/C Radwag M-3 analytical scales, inductively coupled

plasma optical-emission "ICPE9820 Shimadzu" спектрометрии, NTC-2 Russian electronic hygrometer, SNOL67/350 low temperature laboratory oven, spectrophotometer Shimadzu UV, auxiliary equipment: SNOL consists of equipment such as a muffle and an electric oven. The mineralogical composition of the resulting sample is given in the table below:

Table 1.

Main composition	SiO <sub>2</sub>	Al <sub>2</sub> O <sub>3</sub>	H <sub>2</sub> O	Fe <sub>2</sub> O <sub>3</sub>	Na <sub>2</sub> O	CaO	MgO	K <sub>2</sub> O	TiO <sub>2</sub>	P <sub>2</sub> O <sub>5</sub>	MnO	Cr <sub>2</sub> O <sub>3</sub>
%	51,18	15,75	14,8	8,70	2,91	1,58	2,16	1,17	1,12	0,17	0,07	0,035

The chemical-mineralogical composition of Angren kaolin consists of aluminium silicates, and a relatively high content of SiO<sub>2</sub> and Fe<sub>2</sub>O<sub>3</sub> has been found. This slightly limits the use of Angren kaolin as a raw material in the field of porcelain production, since its whiteness decreases during gilmoyane heating. It has thus been theorized that when comparing the adsorbent properties of peasant corn bentonite and Angren kaolin, it is possible to obtain adsorbents with a higher sorbent property using Angren kaolin.

It should be noted that until now, scientific research has not been carried out sufficiently to obtain a new type of high-sorption capacity clay adsorbents from kaolin and bentonites, which are considered local raw materials, and to research their adsorption properties.

**Methods.** Based on a comparison of the optical densities of the ethanol and the substances to be examined, the concentration of the substance to be determined can be found. To do this, the optical densities of the Etalon and the investigated solutions are measured under optimal conditions, at the same wavelength. The wavelength of chromium is 540 Nm, so we will have to choose the wavelength of the spectrophotometer ourselves. To obtain accurate results, it is recommended to prepare the concentration of ethanol close to that of the substance to be examined. The concentration of a substance (SX) can also be determined on the basis of the molar absorption coefficient of light. To do this, the optical density of the substance to be determined at a certain wavelength ( $\lambda$ ) is measured. Knowing the molar absorption coefficient of a substance, it is not difficult to find its concentration, that is, the coefficient of molar absorption of light is determined on the basis of measuring the optical density of the ethalonic solution of the substance to be determined. If it is not possible to obtain a clean sample of the substance to be detected, SX can be obtained from the table. It should be noted that it is much more complicated to measure the exact value of the molar quenching coefficient. It depends on factors such as the type of instrument, the width of

the beam drop hole, the scattered beam, the return, scattering and absorption of light from the cuvette glass. Therefore, during the determination, measurements should be carried out using one instrument, and the degree of concentration of the substance should be found on the basis of drawings.

**The results obtained and their analysis.** The required amount of reagent is determined to completely bind the ion being detected to the colored compound. To do this, the amount of the metal ion is the same, the amount of reagent is different, and several different samples of solutions are prepared in increasing quantities every time. By measuring the optical densities of the solutions, a diagram of the dependence of the optical density on the concentration is drawn.

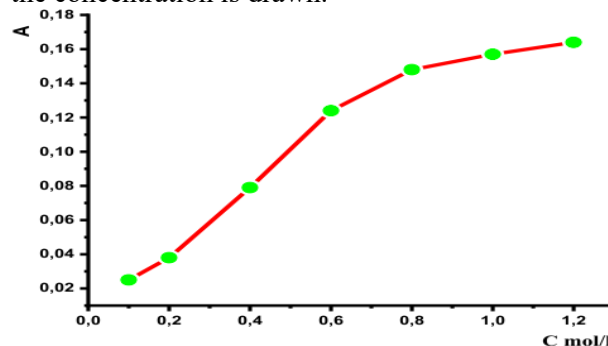


Figure 1. Dependence of the optical density of kaolin on concentration.

Based on the results of the experiment, the graph of the concentration dependence values of the optical density of the kaolin of the "Angren" cone is shown in Figure 1 below.

In this case, the optical density of the solution is in the range of 0.1-1.0 with the amount of solutions obtained at values ranging from 0.02 mg/l to 0.8 mg/L.

Based on the results of the experiment, the graph of the concentration dependence values of the optical density of the kaolin of the "Angren" cone shows the following

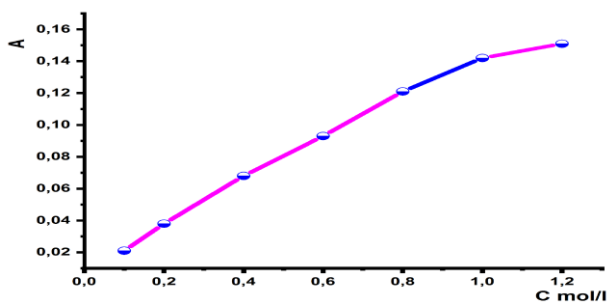


Figure 2.

2. Draw. Angren kaolin in got in dense concentration in gardens.

Prepare the resulting solution of potassium bichromate 6 and sausage 50 ml of salted and over 50 ml of Angren-activated kaolin, that is, 0.05 g of salted and shaker 150 ppm auxiliary rinsing agent for 1 hour. The resulting suspension is filtered using an optical spectrophotometer with a dense optical concentration of kiimati gas (Shimazu).

The result of the experiment is Angren kaolin a ring optics with a dense optical concentration in 3 video clips in the Kiimat district.

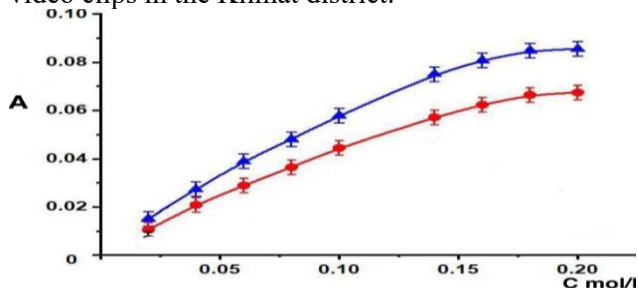


Figure 3. The optical density of the solution was measured at different values of pH to determine the dependence of the change in the optical density of Angren kaolin on the concentration, in which and the most favorable environmental indicator for the formation of a light-absorbing compound (pH), and  $a(c)=f(pH)$  dependence graph was drawn, and of the optimal values.

Experimental results on the dependence of the optical density of the solution on pH are shown in Figure 4.

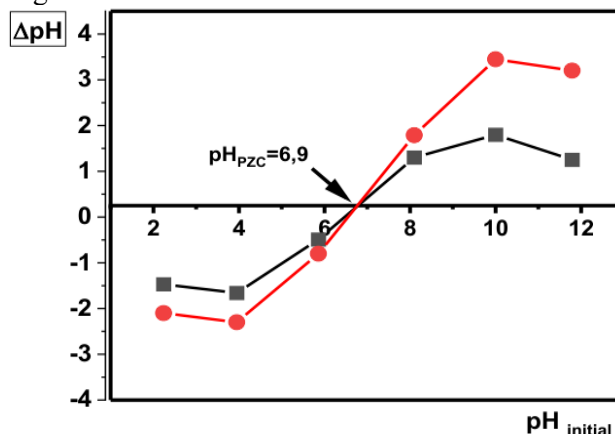


Figure 4. The dependence of the optical density of the solution on RN was calculated by the formula:  $\Delta pH = pH(\text{solution}) - pH(\text{NaCl solution})$  and the results are given in Table 2 optimal (alternative) values of RN.

Table 2

Angren kaolini	pH, initial	2,0	3,0	4,0	5,0	6,0	7,0	8	9	10	11	12
	pH, next	2,1	3,45	5,3	6,4	6,55	6,78	7,18	7	7,2	7,4	8,2
	$\Delta pH$	-0,1	-0,45	-1,3	-1,4	-0,55	0,22	0,82	2	2,8	3,6	3,8

The graph of the dependence of the amount of adsorbent ingested (%) on pH is shown in Figure 5 below. His experiments in studying the effect of pH on adsorption of metal ions in Angren kaolin are for the  $Cr^{6+}$  ion, respectively 2, 3.59, 6.14, 7.1, 7.51, 10, 12 held in between.

The results of adsorption of metal ions were observed and then gradually increased to 120 minutes. It has been characterized by having a stable state of adsorption during interaction for more than 120 minutes. In doing so, 240 minutes indicated that an adsorption balance would occur. an increase in pH from 5.0 to 5.5 led to a decrease in intake. hydrolysis of the  $Cr^{6+}$  ion at a pH greater than 5.0 can cause this , thus preventing the migration of metal ions from solution to the adsorbent surface. At 240 minutes of optimal adsorption time, the efficiency was maximized to 29.3% (7.33 mg g-1). In a neutral pH 7.0 environment, a pH range of 2 to 12 was used for the adsorption of  $Cr^{6+}$ , and the optimal adsorption rose slightly until 19.8% was achieved, increasing to 150 minutes. at a pH of 4.0 to 6.0, high adsorption of  $Cr^{6+}$  in the Gills was found

to be related to the connection of  $Cr^{6+}$  to the hydroxyl group of clay of an anionic form.

This is a decrease in adsorption of metal ions in the pH range, with metal ions to adsorb very low pH at adsorbent active sites a high concentration of competing  $H^+$  ions can be attributed. decreased adsorption hydroxide at pH greater than 6.0 is associated with the formation of their complexes. Based on the results, the maximum  $Cr^{6+}$  Ion was obtained with a pH of 5.0 for the adsorption environment. Several reagents such as inorganic and organic acids, alkaline and organic salts were used to activate or modify them in order to improve the adsorption capacity of Angren kaolinin. From the graph of the zero point of charge of the kaolin "Angren", it was found to be  $pH = 6.7$ . The chemical composition of Angren kaolin suggests that it was found to contain relatively high levels of  $SiO_2$  oxides. This suggests that a higher adsorbent of the sorbction property can be obtained from it.

In the processes of adsorption in solution, the following factors are important: firstly, the nature of adsorbents, secondly, the nature of solvents and,

thirdly, the nature of adsorbate, the nature of intermolecular interactions in the "adsorbent-solvent-adsorbate" system, is important in the folding and concentration of organic molecules in the adsorbent surface area. In the scientific literature, it is noted that competitive adsorption between solvent and adsorption molecules is observed in solutions. Physical adsorption of adsorbative molecules to adsorbents has been

identified in this process. In addition, it has been argued that polarity, size, and configuration of the adsorbate molecule play a large role in adsorption processes. According to the results obtained, adsorption of Cr<sup>6+</sup> ions to modified adsorbents was found to be 0.78 mg/g from Angren-activated kaolin, 0.52 mg/g from Angren-inactive kaolin, respectively.

Table 3.

Ci(mg/L)	Ce(mg/L)	1/Ce	logCe	lnCe	Qe(mg/g)	1/Qe	logQe
0,02	0,014	71	-1,8218	-4	0,02	50	-1,653
0,04	0,017	58	-1,7696	-4	0,026	38	-1,585
0,06	0,022	45	-1,6576	-3	0,038	26	-1,47
0,08	0,03	33	-1,5229	-3	0,05	20	-1,331
0,1	0,038	26	-1,4202	-3	0,062	16	-1,247
0,14	0,055	18	-1,3596	-2	0,085	11	-1,179
0,16	0,0666	15	-1,1765	-2	0,0934	10	-1,009
0,18	0,12	8	-1,0921	-2	0,1	10	-0,9
0,2	0,5	2	-1,01	-0	0,101	9,9	-0,775

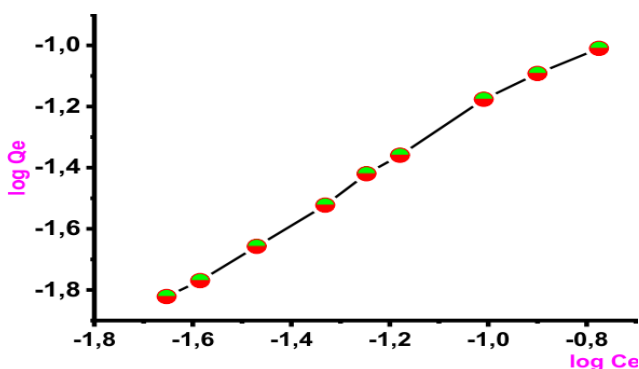


Figure 5. Isotherm adsorption of Cr<sup>6+</sup> ions in Angren kaolin. Adsorption values of activated Angren kaolin.

Table 4

Adsorbent	Intercept	Slope	1/n	Kf	R <sup>2</sup>
Angren kaolini	-0,21607	0,71982	0,71982	0	0,9921
Equation	y = a + b*x				
Weight	No Weighting				
Intercept	-0,21607 ± 0,03379				
Slope	0,71982 ± 0,0227				

Residual Sum of Squares	0,00604
Pearson's r	0,99654
R-Square (COD)	0,99309
Adj. R-Square	0,9921

**Conclusion.** Based on the results of the research work carried out, it can be said that in this study, the coagulation properties of kaolin suspensions with nickel, zinc and cadmium were studied. The best experimental conditions for optimal coagulation have been found-pH=5, and it is known from the literature that adsorbents in the pH range of 2-7 exhibit chemical stability. The adsorption of kaolin suspensions, i.e. tri-Ionic solutions, in kaolin, was studied for the first time. It was found that activation of kaolin clay by treatment with sulfuric acid could be achieved, and in doing so, the ability to adsorb the formation of Angren kaolin was improved.

REFERENCES

1. Геология СССР.Том XXIII. Узбекская СССР.Полезные ископаемые/Под ред. Х.Т. Туляганова; Министерство геологии УзССР.М.,Недра, 1983.232с.(164-184с)
2. Салиханова Д.С. Махаллий бентонитларини кислотали фаоллаштиришнинг хусусиятлари // Ўзбекистон кимё журнали. - 2016. - №4. -22-28Б.
3. K. V. Zelenaya\*, N. S. Golubeva, A. V. Khlopova . Kinetics of melanoidin adsorption from aqueous solutions. //ISSN 2074-9414. Техника и технология пищевых производств. 2017. Т. 47. №4 131 б.
4. N.T.Turabov Analitik kimyo. Oliy o'quv yurtlari talabalari uchun qo'llan., "Tafakkur tomchilari" nashr., 2020-y, 376-b.
5. Соловьева Ю.В. Технология адсорбционного извлечения ионов ртути из водных растворов // Международный научно-исследовательский журнал. - 2021. - 1-2(103). - с. 88-93.
6. Турсунова Д. Э. Адсорбция активных красителей из сточных вод органомглиной / Молодой ученый. - 2014. - № 17 (76). - С. 29-31.
7. Tan WF, Lu SJ, Liu F, Feng XH, He JZ et al (2008) Determination of the point of zero charge of manganese oxides with different methods including an improved salt titration method. J Soil Sci 173(4):277–286. <https://doi.org/10.1097/SS.0b013e31816d1f12>
8. Akpomie, K. G., F. A. Dawodu, and K. O. Adebowale. 2015. Mechanismon the sorption of heavy metals from binary-solution by a low cost montmorillonite and its desorption potential. Alexandria Engineering Journal 54:757–67. doi:10.1016/j.aej.2015.03.025.
9. Li, Y., & Du, Q. (2007). \*Adsorption of heavy metal ions from aqueous solutions by modified bentonite.\*Journal of Hazardous Materials, 143(1-2), 29-35.

## СОДЕРЖАНИЕ

## 1. Химия и физикохимия композиционных материалов и нанокomпозитов

- Улугова М.М., Панжиев О.Х., Негматов С.С., Талипов Н.Х., Бозорбоев Ш.А. Исследование физико-химических процессов формирования структуры водостойких композиционных материалов на основе модифицированных гипсовых вяжущих ..... 3
- Негматова К.С., Ходжаева Д.Н., Рузиева Б.Ю., Абед Н.С., Шамсиева С.С., Жалилов Ш.Н., Пирматов Р.Х. Исследование механизма взаимодействия в процессе модификации мочевиноформальдегидных смол с выбранными модифицирующими минеральными наполнителями путем применения современных физико-химических методов ..... 8
- Sayitova N.N., Ibragimova K.S., Tangyarikov N.S. Piro-, Rodo-, mezoporfirin va ularning komplekslarini 3D-metallar bilan suvsiz erituvchilarda erishi va erish jarayonlarini qiyosiy o'rganish ..... 10
- Исаева Н.Ф. Цеолитные адсорбенты: экологически безопасные решения для очистки природного газа и воды ..... 13
- Кулдеев Е.И., Негматов С.С., Тастанов Е.А. Изучение физико-химических характеристик руд диатомитовых месторождений Казахстана ..... 15
- Xushvaqto'v S.Y., Jurayev M.M., Bekchanov D.J., Muxamediev M.G. Tarkibida azot va oltingugurt tutgan funksional ion almashinuvchi materiallarga Pb (II) ionlarining sorbsiyasi ..... 19
- Xusenov A.Sh., Ashurov M.M., Abdullaev X.O., Raxmanberdiev G. Plyonkaning gidrofilligi va mexanik mustahkamligiga inulin va uning hosilalari ta'sirini aniqlash ..... 22
- Mirzoyeva G.A., Fayziyev J.B., Nazarov N.I. Rux oksidi asosida ftalotsianin birikmasining sintezida katalizatorning ta'siri va fizik-kimyoviy tahlili ..... 25
- Islomova Yu.O'., Abdushukurov A.K. N-akriloiloksokarbazolni polipropilen bilan modifikatsiyalash reaksiyasi ..... 29
- Qurbanova L.M., Eshmamatova N.B., Akbarov H.I., Bekmurodova M.E., Ismoilova M.D. Po'lat korroziyasida anilinning fosfatli birikmasi asosidagi ingibitorlarning fizik-kimyoviy xususiyatlari ..... 31
- Ibragimov T.E., Nurullaev Sh.P. Clay adsorbents Cr<sup>6+</sup> adsorption ionization ..... 35

## 2. Физико-механика и трибология композиционных материалов

- Xasanov J.N., Turaev A.N., Davulov Sh.B. Analysis of cast iron melting technology in electric arc furnace .... 39
- Abdulhaqova Sh.B., Rasulov A.X. Kompozitsion materiallarni yaratishda ishlatiladigan talk turlarining xususiyatlarini o'rganish usullari ..... 42
- Ризаева Н.М., Сайдумаров Б.М. Исследование состояния поверхности стали на границе раздела металла и околонины при нагреве ..... 43
- Tursunbayev S.A., To'raxodjayev N.D., Nurdinov Z.B., Mardonaqulov Sh.O'., Hudayqulov Sh.O'., To'rayev A.N. Alyuminiy qotishmalarining korroziyabardoshliligiga germaniy elementini ta'siri ..... 45
- Каримов Ш.А., Шакиров Ш.М., Абдумаликова М. Кукун материаллари босим остида электроконтакти пиширишда зичланувчилиги ва электрокаршилиги ..... 48
- Khasanov J.N., Saidkhodjaeva Sh.N., Turaev A.N. Microstructure of gray cast iron and its effect on mechanical properties ..... 52
- Искандарова М, Атабаев Ф.Б., Турсунова Г.Р., Абдуллаев М.Ч. Влияние керамического кирпича физико-механические свойства портландцемента ..... 55
- Норхужаев Ф.Р., Аралова К.Б., Маматкулов Р.Ш., Аширов А.А. Технологические возможности способов упрочнения деталей машин и инструментов ..... 57

## 3. Разработка и технология получения композиционных материалов

- Улугова М.М., Панжиев О.Х., Негматов С.С., Талипов Н.Х., Бозорбоев Ш.А. Исследование физико-механических свойств и разработка технологии получения водостойких модифицированных композиционных материалов с применением модифицирующих добавок ..... 60
- Рахматова Н.Ф., Шахакимова А.А., Рахматуллаева Н.Т., Абдуллаева Д.К. Получение энергоносителей из нефтешлама и других вторичных ресурсов методом пиролиза ..... 62
- Xidirova M., Abdugapporova G., Mahkamov M., Shaxidova D. Epoksid smolasi, polietilen-poliamin va mahalliy bentonit gilmovalari asosida polimer kompozitsiyalar olish va ularning sorbsion xossalarini o'rganish.. 68
- Жуманиязов А.Б., Тураходжаев Н.Д., Тухтамуродов Б.Т., Сабиров М.З. Получения качественных литейных изделий применяя правильные термобарьеры на 3D принтерах ..... 72
- Махкамова Л.К., Абдукаримова С.А., Ботиров А.М., Атакузиева Д.Р. Волокнообразующие сополимеры акрилонитрила с N-морфолин-2-хлорпропилакрилатом ..... 74
- Шакиров Ш.М., Каримов Ш.А., Даминов Л.О. Темир кукуни асосли композицияларни пресслашда ён девор босими ва уни аниқлаш ..... 77